



ClearID®

SEE ALL THE DETAILS YOUR EVIDENCE HAS TO OFFER!

VIDEO, IMAGE AND LATENT PRINTS

Regardless of where the images originate, be it proprietary CCTV digital video, analog video, cameras stills, or scanned images, ClearID is where you can process them to unlock your hidden evidence.

ClearID is a suite of custom designed image clarification filters organized in a tabbed workflow interface that guides you through the image clarification process in a forensically sound and repeatable process. ClearID integrates Photoshop functions along with the expanded palette of ClearID clarification filters into the ClearID workflow. Each filter provides a realtime color preview and easy-to-use slider bars so you can quickly discover the optimal settings for clarifying your image evidence.

Once a filter is applied, ClearID automatically applies a SHA-1 hash value and documents your settings which can later be viewed in a Verification Report. With this report and your original evidence, your work can be easily reproduced for peer review or court room presentation.

Clarified Compressed DVR Video

Interactive Deblur: Clarify out-of-focus Images



ClearID Workflow Interface



nexotek

LINKING INVESTIGATIONS
WITH TECHNOLOGY

www.nexo-tek.com sales@nexo-tek.com

Tab 6 - Sharpening



Each tab lists both ClearID and Photoshop functions

ClearID “Detail Sharpener” filter



Each tab has two columns of filters. On the right under Photoshop functions ClearID displays the Photoshop filters that are relevant for this stage of image clarification. On the left under ClearID function you see the expanded set of ClearID filters. Regardless of which filter you use from each tab, ClearID will document your settings to be included in the Verification Report.

ClearID Filter Overview

The screen in the forefront shows the “Detail Sharpener” filter as an example. Each filter has the following core functionality:

- Realtime color preview window with zoom in/out and panning.
- Easy-to-use adjustment controls.
- Preview on/off that allows for realtime preview of settings adjustments. Turn off preview to compare your settings to the original image.

Ocean Systems® ClearID® Verification Report

Expand

Collapse

Document Info:

Location = ~/Desktop

Name = Fingerprint 2.psd

Type = RGB Color, 16 bits-per-channel

Dimensions = (3008 x 1960) pixels

Date/Time = Wed Jul 28 2012 11:43:35 GMT-0400

ClearID® Version: 2.6

Photoshop® Version: CS6



Layer: CID EE:NRR 1 EER 3 DE 100 EE Dark Edges AL false #29A8F2# v2.6/CS6

SHA1 = 1F34FE96A8AFAAF39B46293A0FDBF43E4529A8F2 (image+alpha)

--> ClearID®: Edge Enhancer [Tab 6]

Photoshop® Layer Properties: Visible, Normal, Graphic Layer, Opacity 100%, Offset (H: 0, V: 0)

Layer: CID PR:LFC 76.33 FA 53 N 5 #2FF2E3# v2.6/CS6

SHA1 = 1B207406765DFB78CB9288A385AB8790C72FF2E3 (image+alpha)

--> ClearID®: Pattern Remover [Tab 5]

Photoshop® Layer Properties: Visible, Normal, Graphic Layer, Opacity 100%, Offset (H: 0, V: 0)

Layer: CID ICS: Red Channel Expanded #611D06# v2.6/CS6

SHA1 = 61B802F81CA12A5715A007E3658D9AEC34611D06 (image+alpha)

--> ClearID®: Interactive Channel Selector [Tab 4]

Photoshop® Layer Properties: Visible, Normal, Graphic Layer, Opacity 100%, Offset (H: 0, V: 0)


Layer: Background

SHA1 = 5DA6C1578E41B88311C98AFDFF7DB3544EA2D3B2 (image)

Non-ClearID® Layer

Photoshop® Layer Properties: Visible, Normal, Graphic Layer, Opacity 100%, Offset (H: 0, V: 0)

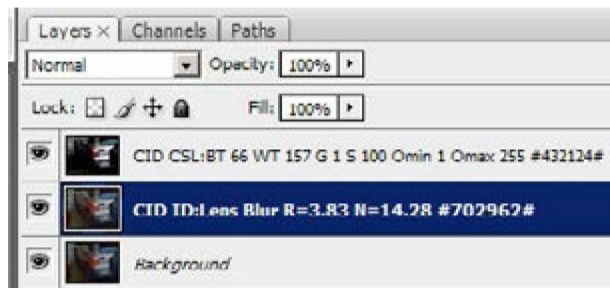
Copyright ©2102, [Ocean Systems](#). All rights reserved.



How ClearID Works

ClearID forensic image clarification filters are accessed from the Photoshop "Filters" menu where you can launch the ClearID workflow interface that will document your work.

Once you have your desired settings, apply the filter and ClearID will record the settings in the new layer. Adding the filters as a new layer ensures a non-destructive workflow.



The blue highlighted layer above shows the ClearID "Interactive Lens DeBlur" filter with the settings and a summary of the hash value #702962# that was calculated when it was applied.

Minimum Requirements

- Adobe Photoshop CS4 or later
- Windows XP, Windows Vista or Windows 7
- 2GB RAM
- Screen Resolution of 1024 x 768 or better
- 100MB free on C Drive



ClearID is a registered trademark of Ocean Systems. Avid is a registered trademark of Avid Technology, Inc. The Ocean Systems logo is a trademark of Ocean Systems.

Additional ClearID Examples

Pattern Remover, Ultimate Sharpener and Color Safe Curves


Multiple ClearID filters applied to a single image



ATM footage

Pattern Remover

Removes Background Clutter



Fingerprint on paper towel

Video Field Alignment

Clarify Interlaced Images



Police cruiser in motion

For more information, email

sales@nexotek.com

Cancel

OK